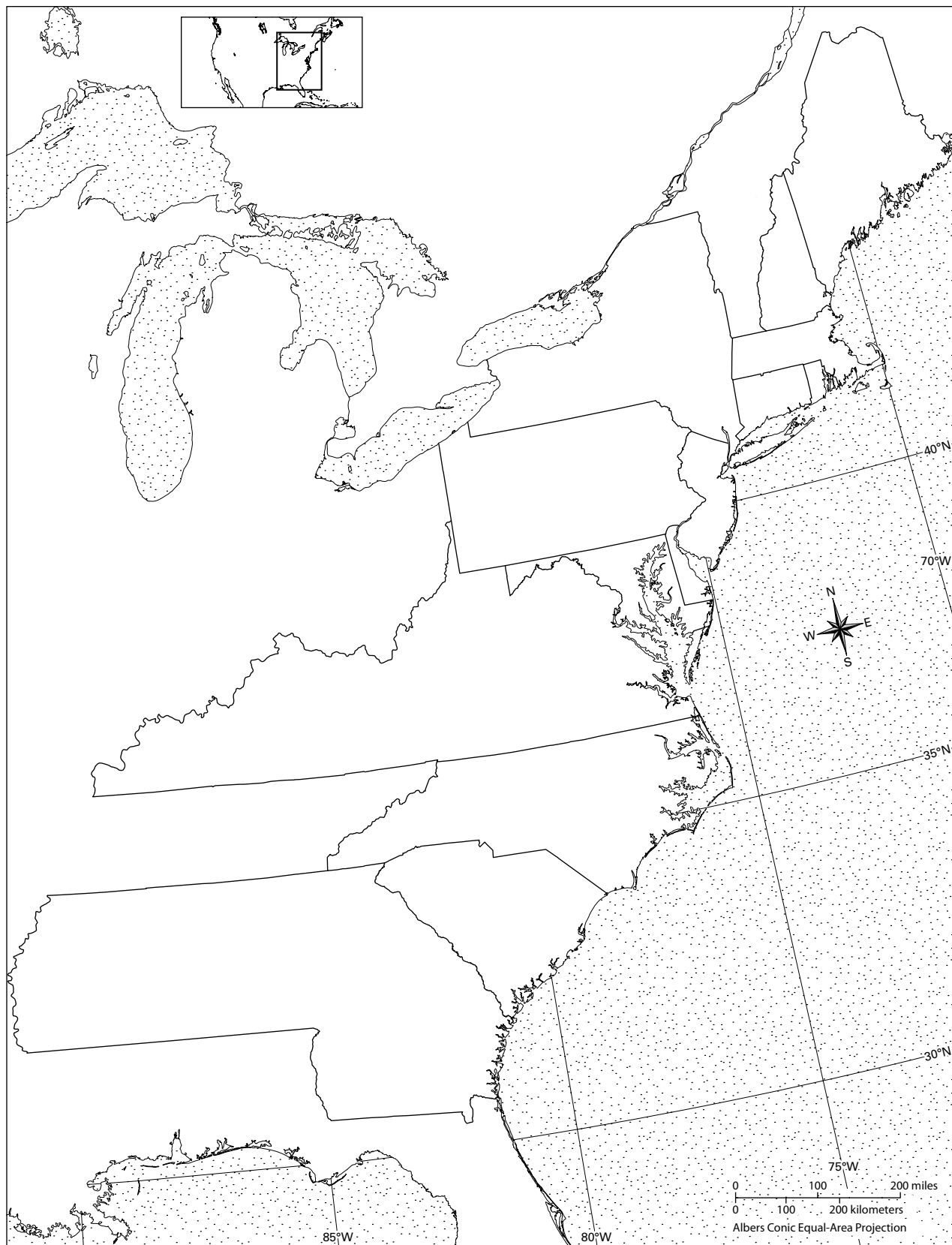


The United States, 1790



Geography Skills

Analyze the maps in “Setting the Stage”. Then answer the following questions and fill out the map as directed.

1. Label each state on the map. Which two states had the largest populations?
2. Locate and label the nation’s five largest cities in 1790. Which cities are they, and in which state is each located?
3. How many of the nation’s 24 largest cities and towns were located in the South?
4. After Charleston and Baltimore, how large were the South’s next 4 largest cities? In which state or states were they located?
5. Lightly shade the states where slaves were 20 percent or more of the population. In what region of the nation were most of these states located?
6. Which states had few or no slaves in their populations? In which region of the nation were most of these states located?
7. How many of the nation’s 24 largest cities and towns were located in states with few or no slaves in their populations?
8. In which states did slaves count for about one-third or more of the state’s population?
9. Circle the names of the Southern states whose population ranks would be affected by a system that did not count slaves as part of a state’s population. How would the population rank of each state change?

Critical Thinking

Answer the following questions in complete sentences.

10. Which states would most likely support a system in which the number of votes each state had in the nation's legislature was based on the state's population? Why?

Which states would probably oppose such a system? Explain why.

11. Why would a state like New Jersey favor a system in which each state had the same number of votes in the nation's legislature?

What compromise might be found that would be supported by New Jersey as well as by states that wanted the legislature based on the states' populations?

12. Which states would most likely oppose a plan to exclude slaves from a state's population when creating a legislature in which each state's number of votes depended on its population? Which states would most favor such a plan? Explain why.

Suggest a compromise that both groups of states might support.

Creating the Constitution

What compromises emerged from the Constitutional Convention?

P R E V I E W

On a separate sheet of paper, create a T-chart with the heads “Articles of Confederation” and “Classroom Experience.” Complete the chart as your class discusses the similarities between what the newly formed United States experienced after the American Revolution and your experience in the classroom.

R E A D I N G N O T E S

Key Content Terms

As you complete the Reading Notes, use these terms in your answers.

Articles of Confederation	Enlightenment	Three-Fifths Compromise
Northwest Territory	republic	Electoral College
Northwest Ordinance	constitution	ratify
Constitutional Convention	Great Compromise	<i>The Federalist Papers</i>

Section 2

1. What issue did the Land Ordinance of 1785 address?

2. Complete this list of rules for the Northwest Territory.

Rules Set by the Northwest Ordinance

- When a territory has 5,000 free adult males, it can elect its own legislature.
-
- Settlers have the same rights and privileges as other citizens.
-

Section 3

Fill in the flowchart.

Causes of Shays's Rebellion

Effects of Shays's Rebellion

Section 4

1. Describe the role of each of these men at the Constitutional Convention.

George Washington:

James Madison:

2. Why did the important leaders Sam Adams, John Hancock, and Patrick Henry not attend the convention?

3. Do you agree with the delegates' rule of secrecy? Why or why not?

4. The delegates had differing views on how powerful the national government should be.

- What did delegates for a strong national government believe?

- What did delegates for stronger state governments (weaker national government) believe?

- List one belief that these two types of delegates shared.

Section 5

1. Tell how each of these would answer this question: Where should the government's power to rule come from?

Articles of Confederation:

James Madison:

2. Complete the matrix to explain the differences between these two plans of government.

	Virginia Plan	New Jersey Plan
How many branches of government?		
How was the legislature organized?		
Which states did this plan favor? Why?		

Section 6

1. Who created the plan that became known as the Great Compromise?
2. According to the Great Compromise, how are states represented in each house of Congress?

In the House of Representatives:

In the Senate:

This favors the (circle one): people states

This favors the (circle one): people states

Section 7

1. What might each of these delegates have said about how slaves should be counted for representation in Congress?

Delegate from the North:

Delegate from the South:

2. Compare the growing division in attitudes toward slavery by writing what each of these delegates might have said.

Delegate from the North:

Delegate from the South:



Section 8

1. How did the Three-Fifths Compromise work? Create and label a simple sketch to illustrate your answer.

2. What compromise did the delegates reach on the slave trade?

Section 9

1. Fill in the speech bubbles with at least one argument for each proposal.



2. List the three proposals given for choosing the chief executive. Circle the one you think is the best.

Section 10

1. How many electors does each state have in the Electoral College?
2. Describe one way that presidential elections have changed over time.

Section 11

Fill in the speech bubbles to show how each of these delegates might have answered a reporter who asked, "Did you sign the Constitution? Why or why not?"

Benjamin Franklin


A large, empty speech bubble with a tail pointing towards Benjamin Franklin's portrait.

George Mason


A large, empty speech bubble with a tail pointing towards George Mason's portrait.

Elbridge Gerry


A large, empty speech bubble with a tail pointing towards Elbridge Gerry's portrait.

Section 12

Write a one-paragraph letter to the editor of a newspaper from the perspective of a Federalist supporting ratification of the Constitution. Also write a one-paragraph letter to the editor opposing ratification as an Anti-Federalist.

I support ratification because . . .



I do not support ratification because . . .

**P R O C E S S I N G**

On a separate piece of paper, create a poster that might have been used to encourage people to support ratification of the Constitution. Your poster must have

- a catchy slogan.
- three reasons why states should ratify the Constitution.
- an illustration to accompany each reason.
- creative touches to make your poster visually appealing, such as a decorative border.
- writing that uses correct spelling and grammar.

READING FURTHER

Preparing to Write: Taking Notes

Whether for newspaper, television, radio, or the latest blog, reporters always want to capture “the big story.” Newspapers were important in 1787, too. News of the Constitution was announced in papers in all 13 states.

Suppose you were a newspaper reporter on September 17, 1787. The Constitution has just been signed. Your assignment is to write an article about the new Constitution and the convention that created it. In the article, you will describe the event and important issues that were discussed.

Reporters begin by making notes. Use what you have learned about the convention to complete this reporter’s notebook. Write down a question you would like to ask three of the delegates. Record what you think they would have replied.

Notes on the Constitutional Convention

What (was the event):

Where (did it happen):

When (did it happen):

Who (was there):

Why (was it happening):

Interviews

My question:

Delegate 1:

Answer:

Delegate 2:

Answer:

Delegate 3:

Answer:

Writing a Newspaper Article

Write your newspaper article below. Your article should clearly report events and issues of the convention and have no spelling or grammar errors. The interviews should give accurate information and opinions. Be sure to give your article a headline, a byline (your name as the reporter), and a dateline (the location and date of the article—in this case, Philadelphia, September 17, 1787).

Use this rubric to evaluate your article. Make changes in your article if you need to.

Score	Description
3	The article clearly reports events and issues of the convention. The interviews give accurate information and opinions. There are no spelling or grammar errors.
2	The article reports events and issues of the convention. The interviews give some accurate information and opinions. There are few spelling or grammar errors.
1	The article does not report events and issues of the convention. The interviews do not give accurate information and opinions. There are many spelling or grammar errors.